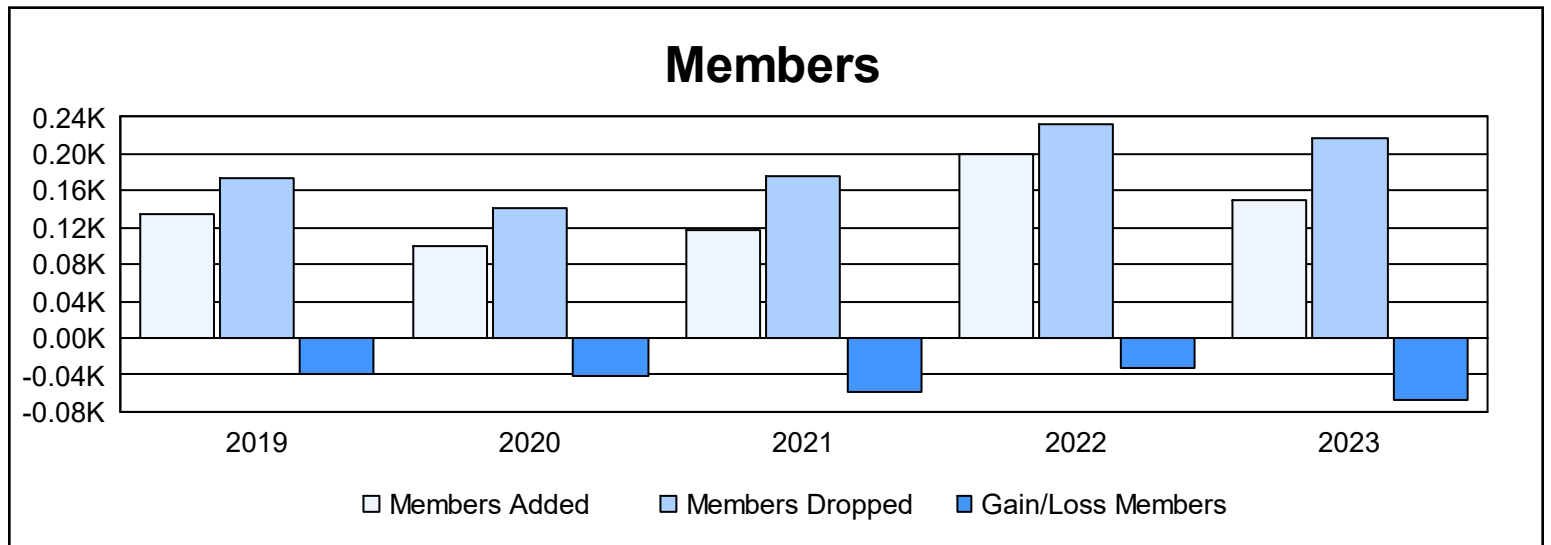
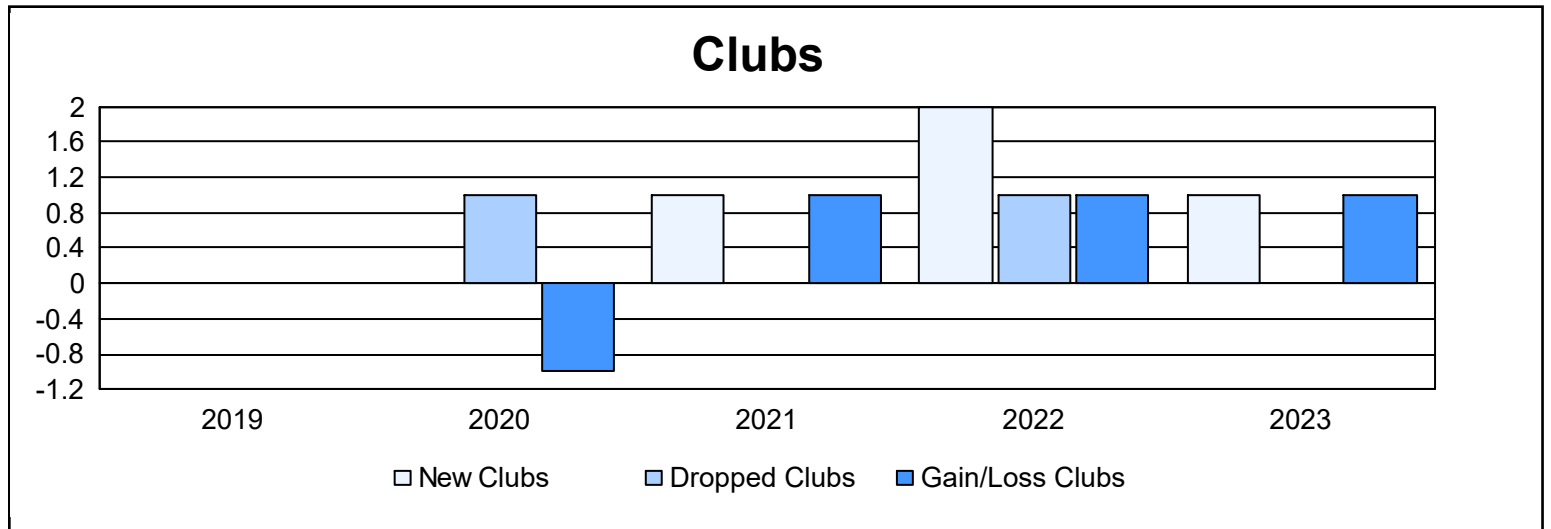
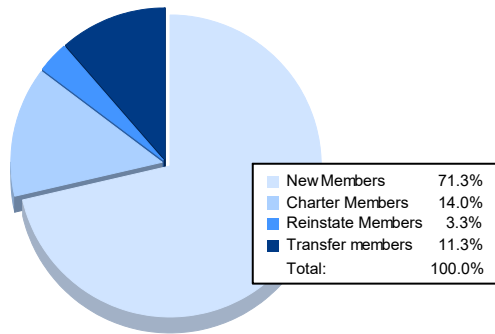


Year	New Clubs	Dropped Clubs	Gain/ Loss Clubs	New Members	Charter Members	Reinstate Members	Transfer Members	Total Member Added	Total Members Dropped	Gain/ Loss Members
2018-2019	0	0	0	114	0	5	15	134	174	-40
2019-2020	0	1	-1	86	0	1	12	99	141	-42
2020-2021	1	0	1	82	21	5	9	117	175	-58
2021-2022	2	1	1	113	62	5	19	199	232	-33
2022-2023	1	0	1	107	21	5	17	150	218	-68
<b>Average</b>	<b>1</b>	<b>0</b>	<b>0</b>	<b>100</b>	<b>21</b>	<b>4</b>	<b>14</b>	<b>140</b>	<b>188</b>	<b>-48</b>



### Membership Composition June 2023 Cumulative



### Gender Composition June 2023 Cumulative

